

Sentencing Spotlight on... offence and sentencing trends: Queensland Supreme and District Courts

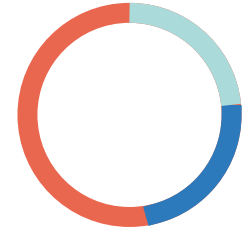
Summary of offences 2005–06 to 2016–17



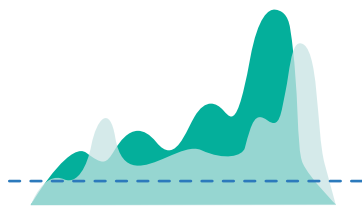
42,943
adult offenders
227,374 offences



Growth in drug offence prosecution
17.3%
of all offences 2010–11
39.3%
of all offences 2016–17



Acts intended to
cause injury (**23.7%**)
and drugs (**22.6%**)
the two most common
MSO groups
(most serious offence)



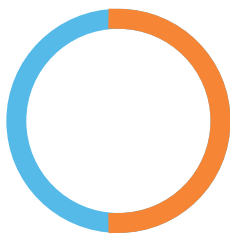
Homicide — least
prevalent offence
642 offenders



Convicted NFP
(no further penalty)
— most common
non-custodial penalty



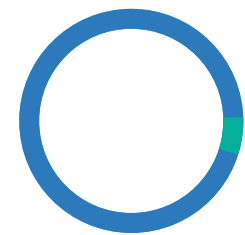
Imprisonment — most
used penalty
(54.5%)



50.3%
of events with a
community service order
also have a probation
penalty.



Custodial / non custodial
split unchanging
for MSOs



Higher courts dealt
with **6.4%**
of offences

Source: Department of Justice and Attorney-General's Queensland Wide Inter-linked Courts (QWIC) database, as maintained by the Queensland Government Statistician's Office (QGSO).